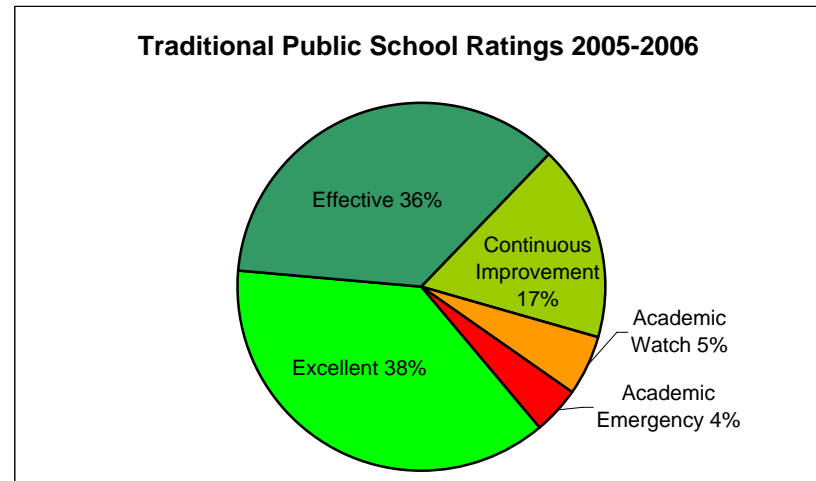
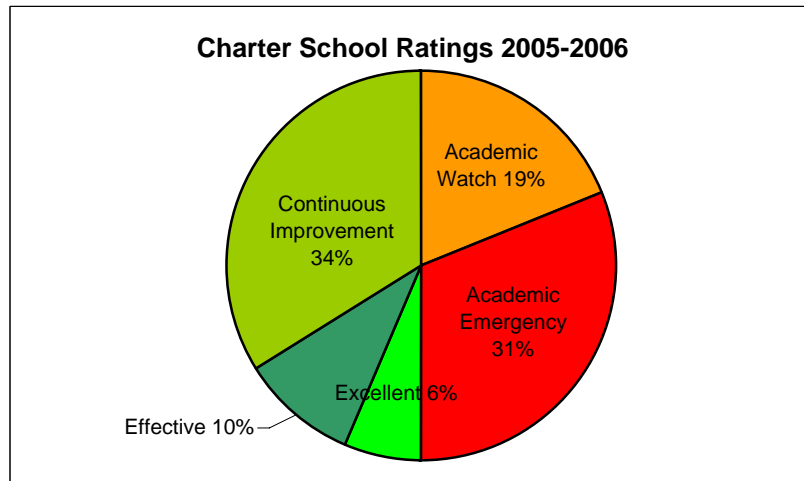


## State Academic Performance Ratings - Charter schools vs Traditional Public Schools

Charter schools	Rating	Traditional Public Schools
6.3%	Excellent	37.6%
9.9%	Effective	35.8%
33.8%	Continuous Improvement	17.0%
19.0%	Academic Watch	5.5%
31.0%	Academic Emergency	4.1%

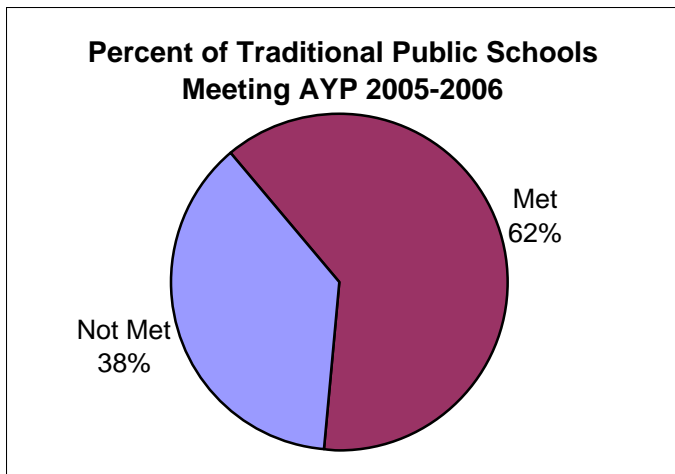
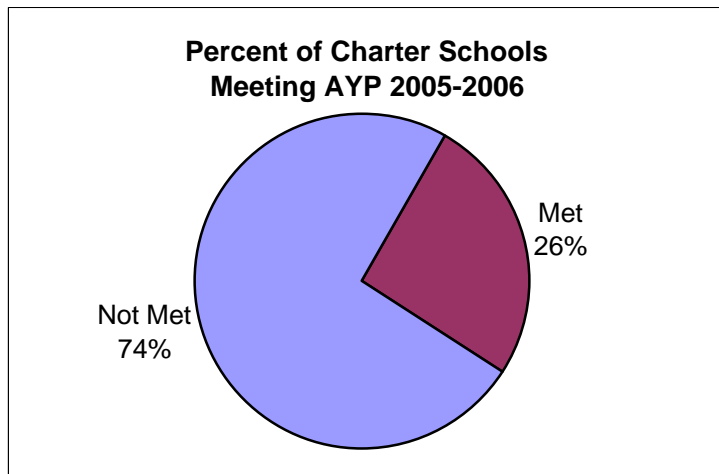


Based on schools that received report cards for 2005-2006

Data source: Ohio Department of Education

## Adequate Yearly Progress - Charter schools vs Traditional Public Schools

Charter %	2006 Overall AYP	Traditional %
25.7%	Met	62.4%
74.3%	Not Met	37.6%



Based on schools that received report cards for 2005-2006  
Data source: Ohio Department of Education

## Ohio charter schools that were issued report cards 2005-2006

Building Name	County	Indicators Possible	Indicators Achieved	% Indicators Passed	Grades	Enrollment	Rating	AYP
Quest Academy Community	Allen	6	2	33.3%	K-6	115	Continuous Improvement	Not Met
West Central Learning Academy	Allen	1	0	0.0%	7-12,PS,UNG	98	Continuous Improvement	Met
Life Skills Center-Middletown	Butler	7	0	0.0%	9-12	299	Academic Emergency	Not Met
Middletown Fitness & Prep Acad	Butler	12	2	16.7%	K,1-8,SN	230	Continuous Improvement	Not Met
Richard Allen Academy III	Butler	10	4	40.0%	K-7	131	Academic Watch	Not Met
Summit Academy-Middletown	Butler	5	1	20.0%	1-8,UNG	52	Continuous Improvement	Met
Life Skills Center-Springfield	Clark	7	0	0.0%	9-12	178	Academic Emergency	Not Met
Springfield Acad Of Excellence	Clark	10	2	20.0%	K-6	242	Academic Emergency	Not Met
Springfield Preparatory and Fitness Academy	Clark	10	3	30.0%	K,1-8,SN	121	Academic Watch	Not Met
Academy of Cleveland	Cuyahoga	10	1	10.0%	K-6	158	Academic Watch	Not Met
Citizens Academy	Cuyahoga	8	2	25.0%	K-5	287	Continuous Improvement	Met
Greater Achievement Community School	Cuyahoga	8	1	12.5%	K-11	107	Academic Emergency	Not Met
Greater Cleveland Academy For Gifted Students	Cuyahoga	1	1	100.0%	K-9	51	Excellent	Met
Hope Academy Broadway Campus	Cuyahoga	14	3	21.4%	K-12	463	Continuous Improvement	Not Met
Hope Academy Cathedral Campus	Cuyahoga	14	1	7.1%	K-12	523	Continuous Improvement	Met
Hope Academy Chapelside Campus	Cuyahoga	14	1	7.1%	K-12	434	Academic Watch	Not Met
Hope Academy Cuyahoga Campus	Cuyahoga	14	2	14.3%	K-7	466	Continuous Improvement	Not Met
Hope Academy East Campus	Cuyahoga	14	1	7.1%	K-12	429	Academic Watch	Not Met
Hope Academy Lincoln Park	Cuyahoga	10	3	30.0%	K-8	176	Continuous Improvement	Not Met
Hope Northcoast Academy	Cuyahoga	14	1	7.1%	K-8	273	Academic Emergency	Not Met
Horizon Science Acad Cleveland	Cuyahoga	16	13	81.3%	6-12	412	Effective	Met
Intergenerational School, The	Cuyahoga	3	3	100.0%	K-8	93	Excellent	Met
Life Skills Ctr Of Cleveland	Cuyahoga	12	0	0.0%	9-12	471	Academic Emergency	Not Met
Life Skills Ctr Of Lake Erie	Cuyahoga	9	0	0.0%	9-12,UNG	517	Academic Emergency	Not Met
Life Skills Of Northeast Ohio	Cuyahoga	11	0	0.0%	9-12,UNG	491	Academic Emergency	Not Met
Madison Community School	Cuyahoga	6	2	33.3%	K-4	78	Continuous Improvement	Not Met
Marcus Garvey Academy	Cuyahoga	7	1	14.3%	6-8	132	Academic Emergency	Not Met
Old Brooklyn Montessori School	Cuyahoga	6	3	50.0%	K-8	212	Effective	Met

Building Name	County	Indicators Possible	Indicators Achieved	% Indicators Passed	Grades	Enrollment	Rating	AYP
Parma Community	Cuyahoga	14	10	71.4%	K-8	258	Effective	Met
Puritas Community School	Cuyahoga	8	2	25.0%	K-8	122	Continuous Improvement	Met
Summit Academy-Parma	Cuyahoga	10	1	10.0%	1-8,UNG	99	Academic Watch	Not Met
Washington Park Community	Cuyahoga	14	5	35.7%	K-8	203	Continuous Improvement	Not Met
Westpark Community-Cleveland	Cuyahoga	6	6	100.0%	K-9	190	Excellent	Met
Arts & College Preparatory Academy	Franklin	12	6	50.0%	9-10	179	Effective	Met
Cornerstone Academy Community	Franklin	3	0	0.0%	K-12	48	Academic Emergency	Not Met
Crittenton Community School	Franklin	3	0	0.0%	6-9	109	Academic Emergency	Not Met
Electronic Classroom Of Tomorrow	Franklin	25	3	12.0%	K-12	6664	Continuous Improvement	Not Met
George Washington Carver Preparatory Academy	Franklin	7	1	14.3%	K-8	73	Academic Watch	Not Met
Graham School, The	Franklin	12	9	75.0%	9-12	236	Effective	Met
Granville T Woods Comm Shule	Franklin	8	0	0.0%	K-4	100	Academic Emergency	Not Met
Great Western Academy	Franklin	6	5	83.3%	K-6	250	Effective	Met
Hamilton Local Digital Academy	Franklin	0	0		K-12	75	NC	Not Met
Horizon Science Acad Columbus	Franklin	19	9	47.4%	5-12	581	Continuous Improvement	Not Met
International Acad Of Columbus	Franklin	14	2	14.3%	K-10	213	Academic Watch	Not Met
Life Skills Center Of Northern Columbus	Franklin	7	0	0.0%	9-12	404	Academic Emergency	Not Met
Life Skills Ctr Of Se Columbus	Franklin	8	0	0.0%	9-12	371	Academic Emergency	Not Met
Life Skills Ctr Of Sw Columbus	Franklin	12	1	8.3%	9-12	307	Academic Emergency	Not Met
Millennium Community	Franklin	8	0	0.0%	K-6	515	Academic Emergency	Not Met
Montessori Renaissance Experience	Franklin	3	1	33.3%	K-5	47	Continuous Improvement	Not Met
Northland Preparatory and Fitness Academy	Franklin	8	2	25.0%	K,1-8,SN	82	Academic Watch	Not Met
Virtual Community School Of Ohio	Franklin	25	6	24.0%	K-12	1165	Academic Emergency	Not Met
W C Cupe Community School	Franklin	12	1	8.3%	K-12	240	Academic Watch	Not Met
Whitehall Preparatory and Fitness Academy	Franklin	8	1	12.5%	K-8	118	Continuous Improvement	Not Met
Youthbuild Columbus Community	Franklin	2	0	0.0%	9-12	35	NC	Met
Summit Academy-Xenia	Greene	3	1	33.3%	1-8,UNG	41	Academic Watch	Not Met
A.B. Miree Fundamental Academy	Hamilton	14	1	7.1%	K-8	362	Academic Watch	Not Met
Alliance Academy of Cincinnati	Hamilton	12	0	0.0%	K-7	412	Academic Emergency	Not Met

Building Name	County	Indicators Possible	Indicators Achieved	% Indicators Passed	Grades	Enrollment	Rating	AYP
Cincinnati College Preparatory Academy	Hamilton	14	11	78.6%	K-8	500	Effective	Met
Dohn Community	Hamilton	1	0	0.0%	9-12	75	Continuous Improvement	Met
East End Comm Heritage School	Hamilton	18	4	22.2%	K-12	173	Continuous Improvement	Not Met
Hamilton Cnty Math & Science	Hamilton	6	3	50.0%	K-4	309	Continuous Improvement	Met
Harmony Community School	Hamilton	16	0	0.0%	6-12	620	Academic Watch	Not Met
International College Preparatory Academy	Hamilton	14	0	0.0%	K-12	420	Continuous Improvement	Not Met
Life Skills Center Of Hamilton County	Hamilton	6	0	0.0%	9-12	303	Academic Emergency	Not Met
Life Skills Ctr Of Cincinnati	Hamilton	7	0	0.0%	9-12	438	Academic Emergency	Not Met
Lighthouse Community Sch Inc	Hamilton	1	0	0.0%	6-12	62	Academic Watch	Not Met
Maud Booth Academy	Hamilton	8	1	12.5%	K-6	125	Academic Watch	Not Met
Ohio Connections Academy, Inc	Hamilton	14	3	21.4%	K-9	768	Continuous Improvement	Not Met
Phoenix Community Learning Ctr	Hamilton	14	10	71.4%	K-8	342	Effective	Met
Riverside Academy	Hamilton	14	4	28.6%	K-8	457	Continuous Improvement	Not Met
T.C.P. World Academy	Hamilton	10	10	100.0%	K-6	357	Excellent	Met
W.E.B. Dubois	Hamilton	19	16	84.2%	K-12	675	Effective	Met
Elyria Community School	Lorain	12	5	41.7%	K-9	194	Continuous Improvement	Not Met
Life Skills Center of Elyria	Lorain	12	0	0.0%	9-12	351	Academic Emergency	Not Met
Lorain Academy For Gifted Students	Lorain	6	6	100.0%	K-9	61	Excellent	Met
Lorain Community School	Lorain	6	4	66.7%	K-9	165	Continuous Improvement	Not Met
Summit Academy-Lorain	Lorain	8	1	12.5%	1-8,UNG	80	Academic Emergency	Not Met
Academy Of Business & Tech	Lucas	14	1	7.1%	K-8	276	Academic Emergency	Not Met
Alliance Academy of Toledo	Lucas	20	0	0.0%	K-12	350	Academic Emergency	Not Met
Alternative Education Academy	Lucas	25	10	40.0%	K-12	3955	Continuous Improvement	Not Met
Aurora Academy	Lucas	1	1	100.0%	K-8	NC	Excellent	Not Met
Brigadoon Academy Community School	Lucas	8	1	12.5%	K-12	249	Academic Emergency	Not Met
Eagle Academy	Lucas	10	0	0.0%	K-6	90	Academic Watch	Not Met
Englewood Peace Academy	Lucas	14	1	7.1%	K-8	204	Academic Emergency	Not Met
George A. Phillips Academy	Lucas	14	1	7.1%	K-8	278	Academic Watch	Not Met
Glass City Academy	Lucas	6	0	0.0%	11-12	221	Continuous Improvement	Met
Lake Erie Academy	Lucas	14	2	14.3%	K-8	259	Continuous Improvement	Met

Building Name	County	Indicators Possible	Indicators Achieved	% Indicators Passed	Grades	Enrollment	Rating	AYP
Life Skills Center Of Toledo	Lucas	12	0	0.0%	9-12	323	Academic Emergency	Not Met
M.O.D.E.L. Community School	Lucas	10	10	100.0%	K-12	74	Excellent	Met
Meadows Choice Community	Lucas	7	1	14.3%	1-8,SN	99	Academic Watch	Not Met
Ohio Virtual Academy	Lucas	14	6	42.9%	K-12	3161	Effective	Not Met
Paul Laurence Dunbar Academy	Lucas	10	1	10.0%	K-6	168	Continuous Improvement	Not Met
Performing Arts School Of Toledo	Lucas	16	5	31.3%	7-12	116	Academic Watch	Not Met
Phoenix Academy Community School	Lucas	7	1	14.3%	7-12	771	Academic Emergency	Not Met
Polly Fox Academy Community School	Lucas	6	2	33.3%	7-12	140	Academic Watch	Not Met
The Autism Academy Of Learning	Lucas	1	0	0.0%	K-12	NC	Excellent	Not Met
Toledo Academy Of Learning	Lucas	19	1	5.3%	K-10	349	Academic Emergency	Not Met
Toledo Accelerated Academy	Lucas	13	1	7.7%	6-12	131	Academic Watch	Not Met
Toledo School For The Arts	Lucas	18	18	100.0%	6-12	394	Excellent	Met
Eagle Heights Academy	Mahoning	14	2	14.3%	K-8	1092	Academic Emergency	Not Met
Legacy Acad For Leaders & Arts	Mahoning	14	1	7.1%	K-8	228	Academic Watch	Not Met
Life Skills Ctr Of Youngstown	Mahoning	10	0	0.0%	9-12	312	Academic Emergency	Not Met
Mollie Kessler	Mahoning	7	0	0.0%	1-8	62	Academic Watch	Not Met
Summit Academy-Youngstown	Mahoning	6	1	16.7%	1-8,UNG	146	Academic Emergency	Not Met
Unlimited Classroom, The	Mahoning	11	1	9.1%	K-12	216	Academic Emergency	Not Met
Youngstown Community School	Mahoning	10	5	50.0%	K-6	323	Effective	Not Met
Treca Digital Academy	Marion	25	8	32.0%	K-12	1377	Continuous Improvement	Not Met
Academy Of Dayton	Montgomery	12	3	25.0%	K-4	85	Continuous Improvement	Met
City Day Community School	Montgomery	12	3	25.0%	K-7	158	Continuous Improvement	Not Met
Colin Powell Leadership Acad	Montgomery	14	1	7.1%	K-12	205	Academic Emergency	Not Met
Dayton Academy, The	Montgomery	14	6	42.9%	K-8	889	Continuous Improvement	Not Met
Dayton View Academy	Montgomery	14	1	7.1%	K-8	793	Academic Watch	Not Met
East End Community School	Montgomery	8	2	25.0%	K-5	134	Continuous Improvement	Not Met
Moraine Community School	Montgomery	10	2	20.0%	K-12	173	Continuous Improvement	Not Met
Mound Street Health Careers Acadmy	Montgomery	12	0	0.0%	9-12,UNG	139	Continuous Improvement	Met
Mound Street IT Careers Academy	Montgomery	8	0	0.0%	9-12,UNG	147	Continuous Improvement	Met
Mound Street Military Careers Academy	Montgomery	12	0	0.0%	9-12,UNG	123	Continuous Improvement	Met

Building Name	County	Indicators Possible	Indicators Achieved	% Indicators Passed	Grades	Enrollment	Rating	AYP
New Choices Community School	Montgomery	5	0	0.0%	7-9	202	Academic Emergency	Not Met
North Dayton School Of Science & Discovery	Montgomery	14	3	21.4%	K-8	568	Continuous Improvement	Not Met
Omega School Of Excellence	Montgomery	9	1	11.1%	5-7	140	Academic Emergency	Not Met
Pathway School of Discovery	Montgomery	12	3	25.0%	K-7	526	Continuous Improvement	Met
Rhea Academy Inc	Montgomery	3	1	33.3%	K-7	83	Academic Watch	Not Met
Richard Allen Academy	Montgomery	14	8	57.1%	1-8	193	Effective	Met
Richard Allen Academy II	Montgomery	14	12	85.7%	K-8	370	Effective	Met
Richard Allen Preparatory	Montgomery	14	5	35.7%	1-8	171	Continuous Improvement	Not Met
The ISUS Institute of Construction Technology	Montgomery	6	0	0.0%	9-12,UNG	120	Academic Emergency	Not Met
The ISUS Institute of Manufacturing	Montgomery	3	0	0.0%	9-12,UNG	NC	Continuous Improvement	Met
Trotwood Fitness & Prep Acad	Montgomery	14	5	35.7%	K,1-8,SN	195	Continuous Improvement	Not Met
Mansfield Community	Richland	8	1	12.5%	K-8	103	Academic Emergency	Not Met
Sciotoville	Scioto	18	7	38.9%	6-12	446	Continuous Improvement	Met
Hope Academy Canton Campus	Stark	14	3	21.4%	K-8	390	Academic Watch	Not Met
Life Skills Center Canton	Stark	7	0	0.0%	9-12	277	Academic Emergency	Not Met
Summit Academy-Canton	Stark	5	2	40.0%	1-8,UNG	62	Continuous Improvement	Not Met
Akron Digital Academy	Summit	23	1	4.3%	K-12	639	Academic Watch	Not Met
Edge Academy, The	Summit	14	4	28.6%	K-8	248	Continuous Improvement	Not Met
Hope Academy Brown St Campus	Summit	14	3	21.4%	K-8	249	Continuous Improvement	Not Met
Hope Academy University	Summit	14	8	57.1%	K-8	315	Effective	Met
Ida B Wells Community Academy	Summit	12	2	16.7%	K-8	118	Continuous Improvement	Met
Life Skills Center Of Akron	Summit	7	0	0.0%	9-12	343	Academic Emergency	Not Met
Life Skills Center Of Summit County	Summit	6	0	0.0%	9-12	234	Academic Emergency	Not Met
Lighthouse Comm & Prof Dev	Summit	14	0	0.0%	K-8	175	Academic Emergency	Not Met
Summit Academy Of Alt Learners	Summit	3	1	33.3%	1-8,UNG	60	Continuous Improvement	Not Met
Summit Academy of Creative Arts	Summit	7	1	14.3%	6-8,UNG	61	Academic Emergency	Not Met
Life Skills Of Trumbull County	Trumbull	9	0	0.0%	9-12	311	Academic Emergency	Not Met

Data source: Ohio Department of Education